








Pagina - Page	11.130	11.131	11.132	11.133	11.134								
TV DI PROTEZIONE Protection VTs													
Codice - Code	TTV007	TTV010	TTV020	TTV050	TTV100								
<b>PRESTAZIONI VA - BURDENS VA</b>													
V	Cl.	3P		6P		3P		6P		3P		6P	
		3P	6P	3P	6P	3P	6P	3P	6P	3P	6P		
100/100 V		20	25	25	35	50	75	100	150	200	300		
110/100 V		20	25	25	35	50	75	100	150	200	300		
115/100 V		20	25	25	35	50	75	100	150	200	300		
220/100 V		20	25	25	35	50	75	100	150	200	300		
230/100 V		20	25	25	35	50	75	100	150	200	300		
380/100 V		20	25	25	35	50	75	100	150	200	300		
400/100 V		20	25	25	35	50	75	100	150	200	300		
440/100 V		20	25	25	35	50	75	100	150	200	300		
500/100 V		20	25	25	35	50	75	100	150	200	300		
600/100 V		20	25	25	35	50	75	100	150	200	300		
800/100 V						50	75	100	150	200	300		
1000/100 V						50	75	100	150	200	300		
100:√3/100:√3 V		10	12	12	15	20	30	50	75	100	150		
110:√3/100:√3 V		10	12	12	15	20	30	50	75	100	150		
115:√3/100:√3 V		10	12	12	15	20	30	50	75	100	150		
220:√3/100:√3 V		10	12	12	15	20	30	50	75	100	150		
230:√3/100:√3 V		10	12	12	15	20	30	50	75	100	150		
380:√3/100:√3 V		10	12	12	15	20	30	50	75	100	150		
400:√3/100:√3 V		10	12	12	15	20	30	50	75	100	150		
440:√3/100:√3 V		10	12	12	15	20	30	50	75	100	150		
500:√3/100:√3 V		10	12	12	15	20	30	50	75	100	150		
600:√3/100:√3 V		10	12	12	15	20	30	50	75	100	150		
800:√3/100:√3 V						20	30	50	75	100	150		
1000:√3/100:√3 V						20	30	50	75	100	150		



**EAC**  
**Kz - Kazakhstan**

**DATI TECNICI - Technical data**

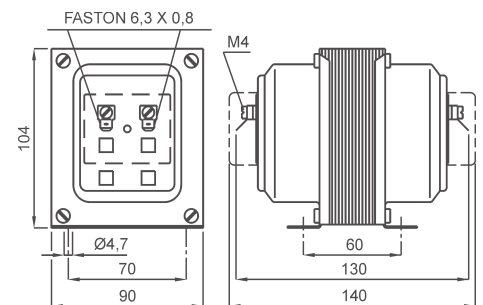
custodia in materiale termoplastico autoestinguente	self extinguishing thermoplastic material	UL94-V0
frequenza funzionamento	operating frequency	50±60 Hz
tensione di riferimento per l'isolamento	insulation reference voltage	0,72 kV
tensione di prova	test voltage	3 kV x 1'50 Hz
isolamento	insulation	classe E
grado di protezione	protection degree	IP 00
grado di protezione con coprimorsetti	protection degree with terminal covers	IP 20
fattore di tensione continuativo	rated voltage factor	1,2U <sub>pr</sub>
inserzione fase-neutro e primario U <sub>pr</sub> :√3 (8h)	phase-neutral and primary U <sub>pr</sub> :√3 connection (8h)	1,9U <sub>pr</sub>
temperatura di funzionamento	operating temperature	-25 +50 °C
temperatura di magazzino	storage temperature	-40 +80 °C
costruzione a norme	manufactured according to	IEC/EN 61869-1 IEC/EN 61869-3

**TIPO - Type**

**DIMENSIONI - Dimensions**

Rapporto Ratio	Codice - Code			
	VA	Cl. 3P	VA	Cl. 6P
100/100V	20	TTV007100KCO	25	TTV007100LCO
110/100V	20	TTV007110KCO	25	TTV007110LCO
115/100V	20	TTV007115KCO	25	TTV007115LCO
220/100V	20	TTV007220KCO	25	TTV007220LCO
230/100V	20	TTV007230KCO	25	TTV007230LCO
380/100V	20	TTV007380KCO	25	TTV007380LCO
400/100V	20	TTV007400KCO	25	TTV007400LCO
440/100V	20	TTV007440KCO	25	TTV007440LCO
500/100V	20	TTV007500KCO	25	TTV007500LCO
600/100V	20	TTV007600KCO	25	TTV007600LCO

Rapporto Ratio	Codice - Code			
	VA	Cl. 3P	VA	Cl. 6P
100:√3/100:√3 V	10	TTV007100TCO	12	TTV007100SCO
110:√3/100:√3 V	10	TTV007110TCO	12	TTV007110SCO
115:√3/100:√3 V	10	TTV007115TCO	12	TTV007115SCO
220:√3/100:√3 V	10	TTV007220TCO	12	TTV007220SCO
230:√3/100:√3 V	10	TTV007230TCO	12	TTV007230SCO
380:√3/100:√3 V	10	TTV007380TCO	12	TTV007380SCO
400:√3/100:√3 V	10	TTV007400TCO	12	TTV007400SCO
440:√3/100:√3 V	10	TTV007440TCO	12	TTV007440SCO
500:√3/100:√3 V	10	TTV007500TCO	12	TTV007500SCO
600:√3/100:√3 V	10	TTV007600TCO	12	TTV007600SCO



kg 1,6



Segnatura morsetti primario e secondario  
Primary and secondary connections marking

Sono disponibili trasformatori con secondario **110V** e **110:√3V** e pari prestazioni, i codici di ordinazione sono come in tabella ma con ultimo carattere 1.

Secondary voltage at **110V** and **110:√3V** are also available. The burdens are the same as per the above table. The ordering codes are the same as those in the above table but the last figure shall be 1 instead of 0.

**Esempio / Example**

TTV.....CO (secondario/secondary 100V) TTV.....C1 (secondario/secondary 110V)

**NOTE - Note**

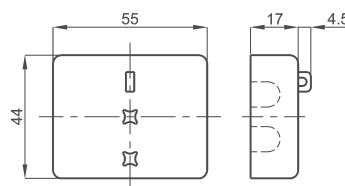
ACCESSORI IN DOTAZIONE  
Serrafilo con faston 6,3x0,8mm per primario e secondario

SUPPLIED ACCESSORIES  
clamping terminals with faston 6,3x0,8mm for primary and secondary

**OPZIONI - OPTIONS**

Coppia coprimorsetti  
Terminals cover (2 pieces) cod. **9SBMCTV**

Coppia coprimorsetti sigillabile  
Sealable terminals cover(2 pieces) cod. **9SBMCTVS**



E' possibile realizzare trasformatori con rapporti differenti rispetto a quelli indicati  
Different transformers ratios, available on request



**EAC**  
**Kz - Kazakhstan**

**DATI TECNICI - Technical data**

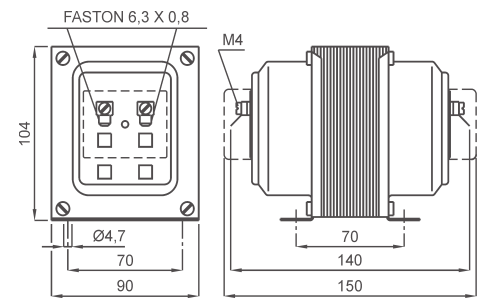
custodia in materiale termoplastico autoestinguente	<i>self extinguishing thermoplastic material</i>	UL94-V0
frequenza funzionamento	<i>operating frequency</i>	50±60 Hz
tensione di riferimento per l'isolamento	<i>insulation reference voltage</i>	0,72 kV
tensione di prova	<i>test voltage</i>	3 kV x 1'50 Hz
isolamento	<i>insulation</i>	classe E
grado di protezione	<i>protection degree</i>	IP 00
grado di protezione con coprimorsetti	<i>protection degree with terminal covers</i>	IP 20
fattore di tensione continuativo	<i>rated voltage factor continuous</i>	1,2U <sub>pr</sub>
inserzione fase-neutro e primario U <sub>pr</sub> :√3 (8h)	<i>phase-neutral and primary U<sub>pr</sub>:√3 connection (8h)</i>	1,9U <sub>pr</sub>
temperatura di funzionamento	<i>operating temperature</i>	-25 +50 °C
temperatura di magazzino	<i>storage temperature</i>	-40 +80 °C
costruzione a norme	<i>manufactured according to</i>	IEC/EN 61869-1 IEC/EN 61869-3

**TIPO - Type**

**DIMENSIONI - Dimensions**

Rapporto Ratio	Codice - Code			
	VA	Cl. 3P	VA	Cl. 6P
100/100 V	25	TTV010100KCO	35	TTV010100LCO
110/100 V	25	TTV010110KCO	35	TTV010110LCO
115/100 V	25	TTV010115KCO	35	TTV010115LCO
220/100 V	25	TTV010220KCO	35	TTV010220LCO
230/100 V	25	TTV010230KCO	35	TTV010230LCO
380/100 V	25	TTV010380KCO	35	TTV010380LCO
400/100 V	25	TTV010400KCO	35	TTV010400LCO
440/100 V	25	TTV010440KCO	35	TTV010440LCO
500/100 V	25	TTV010500KCO	35	TTV010500LCO
600/100 V	25	TTV010600KCO	35	TTV010600LCO

Rapporto Ratio	Codice - Code			
	VA	Cl. 3P	VA	Cl. 6P
100:√3/100:√3 V	12	TTV010100TCO	15	TTV010100SCO
110:√3/100:√3 V	12	TTV010110TCO	15	TTV010110SCO
115:√3/100:√3 V	12	TTV010115TCO	15	TTV010115SCO
220:√3/100:√3 V	12	TTV010220TCO	15	TTV010220SCO
230:√3/100:√3 V	12	TTV010230TCO	15	TTV010230SCO
380:√3/100:√3 V	12	TTV010380TCO	15	TTV010380SCO
400:√3/100:√3 V	12	TTV010400TCO	15	TTV010400SCO
440:√3/100:√3 V	12	TTV010440TCO	15	TTV010440SCO
500:√3/100:√3 V	12	TTV010500TCO	15	TTV010500SCO
600:√3/100:√3 V	12	TTV010600TCO	15	TTV010600SCO



kg 2,9



Segnatura morsetti primario e secondario  
Primary and secondary connections marking

Sono disponibili trasformatori con secondario 110V e 110:√3V e pari prestazioni, i codici di ordinazione sono come in tabella ma con ultimo carattere 1.

Secondary voltage at 110V and 110:√3V are also available. The burdens are the same as per the above table. The ordering codes are the same as those in the above table but the last figure shall be 1 instead of 0.

**Esempio / Example**

TTV.....CO (secondario/secondary 100V) TTV.....C1 (secondario/secondary 110V)

**NOTE - Note**

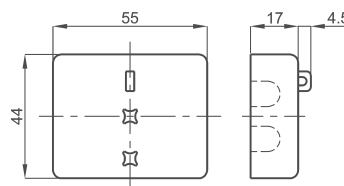
ACCESSORI IN DOTAZIONE  
Serrafilo con faston 6,3x0,8mm per primario e secondario

SUPPLIED ACCESSORIES  
clamping terminals with faston 6,3x0,8mm for primary and secondary

**OPZIONI - OPTIONS**

Coppia coprimorsetti  
Terminals cover (2 pieces) cod. 9SBMCTV

Coppia coprimorsetti sigillabile  
Sealable terminals cover (2 pieces) cod. 9SBMCTVS



E' possibile realizzare trasformatori con rapporti differenti rispetto a quelli indicati  
Different transformers ratios, available on request



**EAC**  
**Kz - Kazakhstan**

**DATI TECNICI - Technical data**

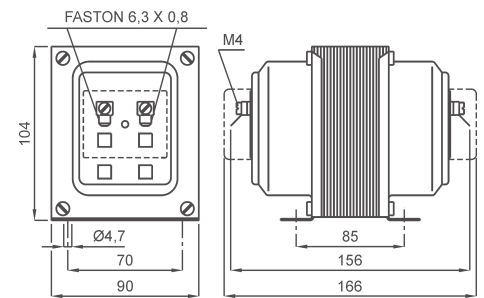
custodia in materiale termoplastico autoestinguente	self extinguishing thermoplastic material	UL94-V0
frequenza funzionamento	operating frequency	50±60 Hz
tensione di riferimento per l'isolamento	insulation reference voltage	0,72 kV (* 1,2kV)
tensione di prova	test voltage	3 kV (* 6kV) x 1'50 Hz
isolamento	insulation	classe E
grado di protezione	protection degree	IP 00
grado di protezione con coprimorsetti	protection degree with terminal covers	IP 20
fattore di tensione continuativo	rated voltage factor continuous	1,2U <sub>pr</sub>
inserzione fase-neutro e primario U <sub>pr</sub> :√3 (8h)	phase-neutral and primary U <sub>pr</sub> :√3 connection (8h)	1,9U <sub>pr</sub>
temperatura di funzionamento	operating temperature	-25 +50 °C
temperatura di magazzino	storage temperature	-40 +80 °C
costruzione a norme	manufactured according to	IEC/EN 61869-1 IEC/EN 61869-3

**TIPO - Type**

**DIMENSIONI - Dimensions**

Rapporto Ratio	Codice - Code			
	VA	Cl. 3P	VA	Cl. 6P
100/100V	50	TTV020100KCO	75	TTV020100LCO
110/100V	50	TTV020110KCO	75	TTV020110LCO
115/100V	50	TTV020115KCO	75	TTV020115LCO
220/100V	50	TTV020220KCO	75	TTV020220LCO
230/100V	50	TTV020230KCO	75	TTV020230LCO
380/100V	50	TTV020380KCO	75	TTV020380LCO
400/100V	50	TTV020400KCO	75	TTV020400LCO
440/100V	50	TTV020440KCO	75	TTV020440LCO
500/100V	50	TTV020500KCO	75	TTV020500LCO
600/100V	50	TTV020600KCO	75	TTV020600LCO
*800/100V	50	TTV020800KCO	75	TTV020800LCO
*1000/100V	50	TTV0201K0KCO	75	TTV0201K0LCO

Rapporto Ratio	Codice - Code			
	VA	Cl. 3P	VA	Cl. 6P
100:√3/100:√3 V	20	TTV020100TCO	30	TTV020100SCO
110:√3/100:√3 V	20	TTV020110TCO	30	TTV020110SCO
115:√3/100:√3 V	20	TTV020115TCO	30	TTV020115SCO
220:√3/100:√3 V	20	TTV020220TCO	30	TTV020220SCO
230:√3/100:√3 V	20	TTV020230TCO	30	TTV020230SCO
380:√3/100:√3 V	20	TTV020380TCO	30	TTV020380SCO
400:√3/100:√3 V	20	TTV020400TCO	30	TTV020400SCO
440:√3/100:√3 V	20	TTV020440TCO	30	TTV020440SCO
500:√3/100:√3 V	20	TTV020500TCO	30	TTV020500SCO
600:√3/100:√3 V	20	TTV020600TCO	30	TTV020600SCO
*800:√3/100:√3 V	20	TTV020800TCO	30	TTV020800SCO
*1000:√3/100:√3 V	20	TTV0201K0TCO	30	TTV0201K0SCO



kg 3,8



Segnatura morsetti primario e secondario  
Primary and secondary connections marking

Sono disponibili trasformatori con secondario **110V** e **110:√3V** e pari prestazioni, i codici di ordinazione sono come in tabella ma con ultimo carattere 1.

Secondary voltage at **110V** and **110:√3V** are also available. The burdens are the same as per the above table. The ordering codes are the same as those in the above table but the last figure shall be 1 instead of 0.

**Esempio / Example**

TTV.....CO (secondario/secondary 100V) TTV.....C1 (secondario/secondary 110V)

**NOTE - Note**

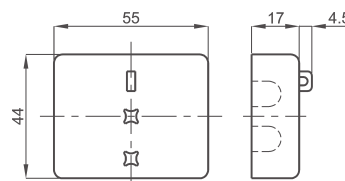
ACCESSORI IN DOTAZIONE  
Serrafilo con faston 6,3x0,8mm per primario e secondario

SUPPLIED ACCESSORIES  
clamping terminals with faston 6,3x0,8mm for primary and secondary

**OPZIONI - OPTIONS**

Coppia coprimorsetti  
Terminals cover (2 pieces) cod. **9SBMCTV**

Coppia coprimorsetti sigillabile  
Sealable terminals cover (2 pieces) cod. **9SBMCTVS**



E' possibile realizzare trasformatori con rapporti differenti rispetto a quelli indicati  
Different transformers ratios, available on request



**EAC**  
**Kz - Kazakhstan**

**DATI TECNICI - Technical data**

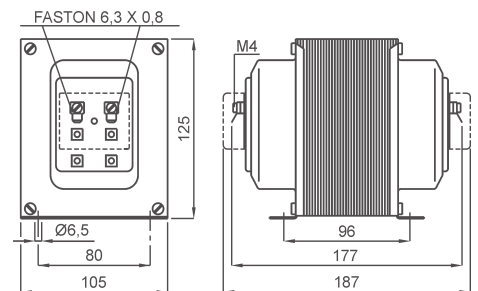
materiale custodia	case material	metallica / metal
frequenza funzionamento	operating frequency	50÷60 Hz
tensione di riferimento per l'isolamento	insulation reference voltage	0,72 kV (* 1,2kV)
tensione di prova	test voltage	3 kV (* 6kV) x 1'50 Hz
isolamento	insulation	classe E
grado di protezione	protection degree	IP 00
grado di protezione con coprimorsetti	protection degree with terminal covers	IP 20
fattore di tensione	rated voltage factor	
continuativo	continuous	1,2U <sub>pr</sub>
inserzione fase-neutro e primario U <sub>pr</sub> :√3 (8h)	phase-neutral and primary U <sub>pr</sub> :√3 connection (8h)	1,9U <sub>pr</sub>
temperatura di funzionamento	operating temperature	-25 +50 °C
temperatura di magazzino	storage temperature	-40 +80 °C
costruzione a norme	manufactured according to	IEC/EN 61869-1 IEC/EN 61869-3

**TIPO - Type**

**DIMENSIONI - Dimensions**

Rapporto Ratio	Codice - Code			
	VA	Cl. 3P	VA	Cl. 6P
100/100V	100	TTV050100KCO	150	TTV050100LCO
110/100V	100	TTV050110KCO	150	TTV050110LCO
115/100V	100	TTV050115KCO	150	TTV050115LCO
220/100V	100	TTV050220KCO	150	TTV050220LCO
230/100V	100	TTV050230KCO	150	TTV050230LCO
380/100V	100	TTV050380KCO	150	TTV050380LCO
400/100V	100	TTV050400KCO	150	TTV050400LCO
440/100V	100	TTV050440KCO	150	TTV050440LCO
500/100V	100	TTV050500KCO	150	TTV050500LCO
600/100V	100	TTV050600KCO	150	TTV050600LCO
*800/100V	100	TTV050800KCO	150	TTV050800LCO
*1000/100V	100	TTV0501K0KCO	150	TTV0501K0LCO

Rapporto Ratio	Codice - Code			
	VA	Cl. 3P	VA	Cl. 6P
100:√3/100:√3V	50	TTV050100TCO	75	TTV050100SCO
110:√3/100:√3V	50	TTV050110TCO	75	TTV050110SCO
115:√3/100:√3V	50	TTV050115TCO	75	TTV050115SCO
220:√3/100:√3V	50	TTV050220TCO	75	TTV050220SCO
230:√3/100:√3V	50	TTV050230TCO	75	TTV050230SCO
380:√3/100:√3V	50	TTV050380TCO	75	TTV050380SCO
400:√3/100:√3V	50	TTV050400TCO	75	TTV050400SCO
440:√3/100:√3V	50	TTV050440TCO	75	TTV050440SCO
500:√3/100:√3V	50	TTV050500TCO	75	TTV050500SCO
600:√3/100:√3V	50	TTV050600TCO	75	TTV050600SCO
*800:√3/100:√3V	50	TTV050800TCO	75	TTV050800SCO
*1000:√3/100:√3V	50	TTV0501K0TCO	75	TTV0501K0SCO



kg 6



Segnatura morsetti primario e secondario  
Primary and secondary connections marking

Sono disponibili trasformatori con secondario **110V** e **110:√3V** e pari prestazioni, i codici di ordinazione sono come in tabella ma con ultimo carattere 1.

Secondary voltage at **110V** and **110:√3V** are also available. The burdens are the same as per the above table. The ordering codes are the same as those in the above table but the last figure shall be 1 instead of 0.

**Esempio / Example**

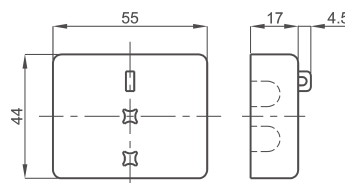
TTV.....CO (secondario/secondary 100V) TTV.....C1 (secondario/secondary 110V)

**NOTE - Note**

**ACCESSORI IN DOTAZIONE**  
Serrafilo con faston 6,3x0,8mm per primario e secondario  
**SUPPLIED ACCESSORIES**  
clamping terminals with faston 6,3x0,8mm for primary and secondary

**OPZIONI - OPTIONS**

Coppia coprimorsetti  
Terminals cover (2 pieces) cod. **9SBMCTV**  
Coppia coprimorsetti sigillabile  
Sealable terminals cover (2 pieces) cod. **9SBMCTVS**



E' possibile realizzare trasformatori con rapporti differenti rispetto a quelli indicati  
Different transformers ratios, available on request



**EAC**  
**Kz - Kazakhstan**

**DATI TECNICI - Technical data**

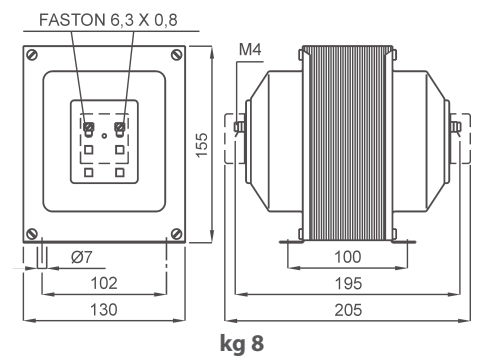
materiale custodia	case material	metallica / metal
frequenza funzionamento	operating frequency	50÷60 Hz
tensione di riferimento per l'isolamento	insulation reference voltage	0,72 kV (* 1,2kV)
tensione di prova	test voltage	3 kV (* 6kV) x 1'50 Hz
isolamento	insulation	classe E
grado di protezione	protection degree	IP 00
grado di protezione con coprimorsetti	protection degree with terminal covers	IP 20
fattore di tensione	rated voltage factor	
continuativo	continuous	1,2U <sub>pr</sub>
inserzione fase-neutro e primario U <sub>pr</sub> :√3 (8h)	phase-neutral and primary U <sub>pr</sub> :√3 connection (8h)	1,9U <sub>pr</sub>
temperatura di funzionamento	operating temperature	-25 +50 °C
temperatura di magazzino	storage temperature	-40 +80 °C
costruzione a norme	manufactured according to	IEC/EN 61869-1 IEC/EN 61869-3

**TIPO - Type**

**DIMENSIONI - Dimensions**

Rapporto Ratio	Codice - Code			
	VA	Cl. 3P	VA	Cl. 6P
100/100V	200	TTV100100KCO	300	TTV100100LCO
110/100V	200	TTV100110KCO	300	TTV100110LCO
115/100V	200	TTV100115KCO	300	TTV100115LCO
220/100V	200	TTV100220KCO	300	TTV100220LCO
230/100V	200	TTV100230KCO	300	TTV100230LCO
380/100V	200	TTV100380KCO	300	TTV100380LCO
400/100V	200	TTV100400KCO	300	TTV100400LCO
440/100V	200	TTV100440KCO	300	TTV100440LCO
500/100V	200	TTV100500KCO	300	TTV100500LCO
600/100V	200	TTV100600KCO	300	TTV100600LCO
*800/100V	200	TTV100800KCO	300	TTV100800LCO
*1000/100V	200	TTV1001K0KCO	300	TTV1001K0LCO

Rapporto Ratio	Codice - Code			
	VA	Cl. 3P	VA	Cl. 6P
100:√3/100:√3 V	100	TTV100100TCO	150	TTV100100SCO
110:√3/100:√3 V	100	TTV100110TCO	150	TTV100110SCO
115:√3/100:√3 V	100	TTV100115TCO	150	TTV100115SCO
220:√3/100:√3 V	100	TTV100220TCO	150	TTV100220SCO
230:√3/100:√3 V	100	TTV100230TCO	150	TTV100230SCO
380:√3/100:√3 V	100	TTV100380TCO	150	TTV100380SCO
400:√3/100:√3 V	100	TTV100400TCO	150	TTV100400SCO
440:√3/100:√3 V	100	TTV100440TCO	150	TTV100440SCO
500:√3/100:√3 V	100	TTV100500TCO	150	TTV100500SCO
600:√3/100:√3 V	100	TTV100600TCO	150	TTV100600SCO
*800:√3/100:√3 V	100	TTV100800TCO	150	TTV100800SCO
*1000:√3/100:√3 V	100	TTV1001K0TCO	150	TTV1001K0SCO



kg 8



Segnatura morsetti primario e secondario  
Primary and secondary connections marking

Sono disponibili trasformatori con secondario **110V** e **110:√3V** e pari prestazioni, i codici di ordinazione sono come in tabella ma con ultimo carattere 1.

Secondary voltage at **110V** and **110:√3V** are also available. The burdens are the same as per the above table. The ordering codes are the same as those in the above table but the last figure shall be 1 instead of 0.

**Esempio / Example**

TTV.....CO (secondario/secondary 100V) TTV.....C1 (secondario/secondary 110V)

**NOTE - Note**

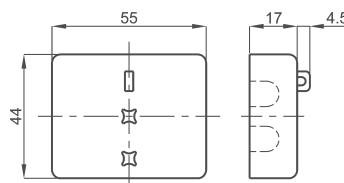
ACCESSORI IN DOTAZIONE  
Serrafilo con faston 6,3x0,8mm per primario e secondario

SUPPLIED ACCESSORIES  
clamping terminals with faston 6,3x0,8mm for primary and secondary

**OPZIONI - OPTIONS**

Coppia coprimorsetti  
Terminals cover (2 pieces) cod. **9SBMCTV**

Coppia coprimorsetti sigillabile  
Sealable terminals cover (2 pieces) cod. **9SBMCTVS**



E' possibile realizzare trasformatori con rapporti differenti rispetto a quelli indicati  
Different transformers ratios, available on request