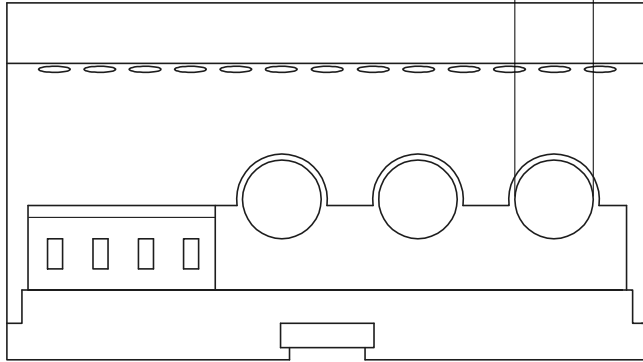


EDIZ. 4

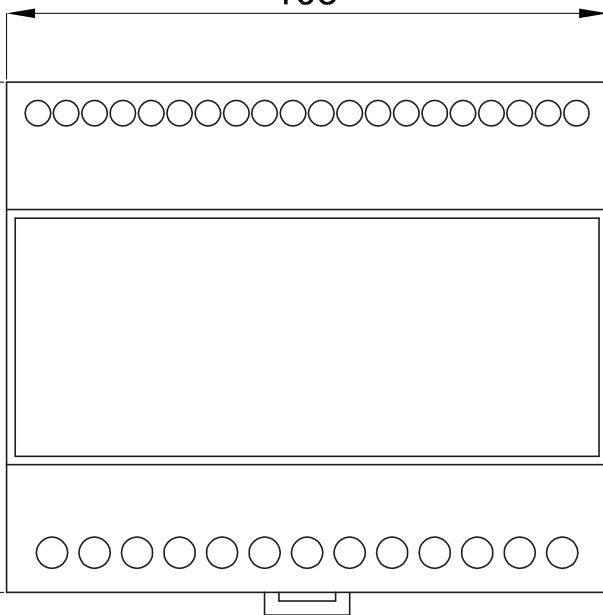
cavo ingresso corrente Ø max. 13  
 current cable passing Ø max. 13

EDIZ. 3



105

90

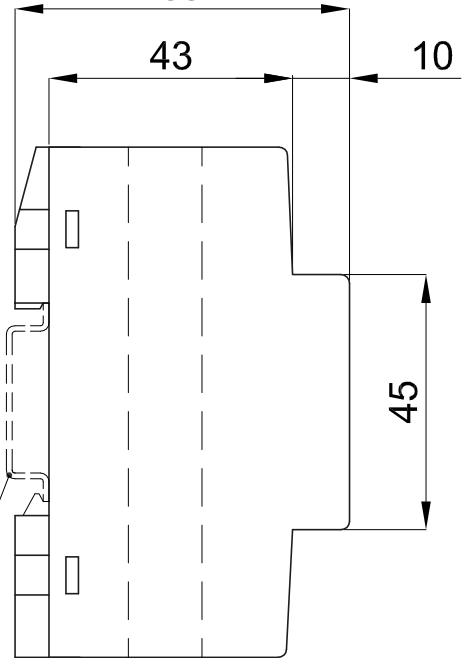


59

43

10

45



DIN EN 50022

12/09/06 - AGGIORNATO DISEGNO PER NUOVA CALOTTA

EDIZ. 2

24/11/03 AGGIUNTA VISTA PROSPETTO

EDIZ. 1

DIS./DES.

DIMENSIONI D'INGOMBRO PER:  
 OVERALL DIMENSIONS FOR:

SCALA/SCALE

0.8:1

EDIZ. DATA/DATE  
 0 7.10.97

CONTATORE DI ENERGIA C15...X100  
 ANALIZZATORE MULTIFUNZIONE Q15...X100 6 MODULI DIN

DOC.N.  
 UTDINI0253.2.DWG