















# TABELLA RIASSUNTIVA TA CON CONVERTITORE INTEGRATO

## CT WITH INTEGRATED TRANSDUCER SELECTION TABLE

	CORRENTE PRIMARIO SELEZIONABILE - SELECTABLE PRIMARY CURRENT					
Pagina - Page	8.6	8.7	8.8	8.9	8.10	8.11
TA CON CONVERTITORE INTEGRATO CT WITH INTEGRATED TRANSDUCER						
Codice - Code	MAC022 - MRC022	MAC017 - MRC017	MAC032 - MRC032	MAC040 - MRC040	MAT061 - MRT061	MAT101 - MRT101
cavo - cable	Ø 22 mm	Ø 17 mm	Ø 23 mm	Ø 32 mm	Ø 51 mm	
barra - busbar	20 x 5 mm	15 x 5 mm	32 x 10 mm	40 x 10 mm	61 x 31 mm	101 x 55 mm
larghezza - width	56 mm	56 mm	56 mm	70 mm	68 mm	115 mm
A	PORTATA - RANGE					
5 A	●					
6 A	●					
7,5 A	●					
10 A	●					
15 A	●					
20 A	●	●				
25 A	●					
30 A	●	●				
40 A		●				
50 A		●	●			
60 A		●	●			
75 A			●			
80 A		●				
100 A		●	●	●		
120 A		●		●		
125 A			●			
150 A			●	●		
200 A			●	●	●	
250 A			●	●		
300 A			●	●	●	
400 A				●	●	●
500 A				●	●	
600 A				●	●	●
750 A						
800 A					●	●
1000 A					●	●
1200 A					●	●
1250 A						
1500 A						
1600 A						●
2000 A						●
2400 A						●
2500 A						
3000 A						
4000 A						
5000 A						
6000 A						

CORRENTE PRIMARIO NON SELEZIONABILE - NOT SELECTABLE PRIMARY CURRENT						Pagina - Page
8.12	8.13	8.13	8.13	8.13	8.14	TA CON CONVERTITORE INTEGRATO CT WITH INTEGRATED TRANSUDCER
						Codice - Code
MAT127 - MRT127	MAT128 - MRT128	MAT129 - MRT129	MAT165 - MRT165	MAT225 - MRT225	MCOAD1 - MROAD1	
					Ø 13 mm	cavo - cable
127 x 55 mm	127 x 85 mm	127 x 105 mm	167 x 127 mm	225 x 127 mm		barra - busbar
156 mm	156 mm	156 mm	238 mm	298 mm	45 mm	larghezza - width
PORTATA - RANGE						A
					●	5 A
						6 A
						7,5 A
					●	10 A
					●	15 A
					●	20 A
					●	25 A
					●	30 A
					●	40 A
					●	50 A
					●	60 A
						75 A
					●	80 A
					●	100 A
						120 A
						125 A
						150 A
						200 A
						250 A
						300 A
						400 A
●						500 A
●						600 A
●						750 A
						800 A
●	●	●	●	●		1000 A
	●	●	●	●		1200 A
●						1250 A
●	●	●	●	●		1500 A
						1600 A
●	●	●	●	●		2000 A
						2400 A
●	●	●	●	●		2500 A
●	●	●	●	●		3000 A
	●	●	●	●		4000 A
	●	●	●	●		5000 A
	●	●	●	●		6000 A